

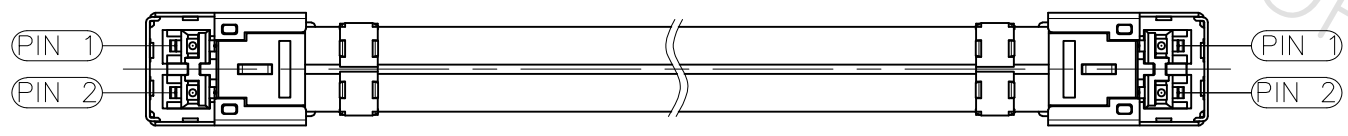
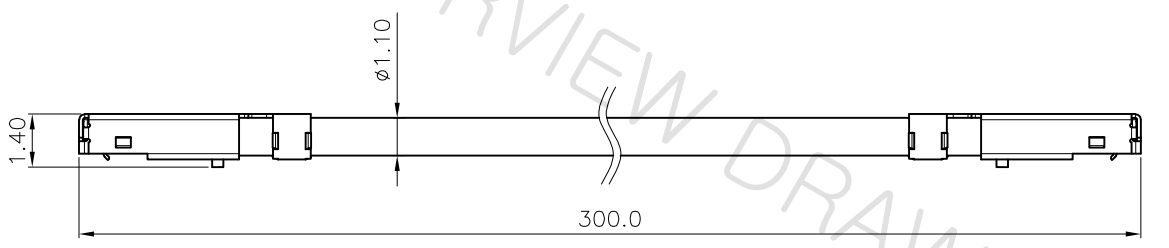
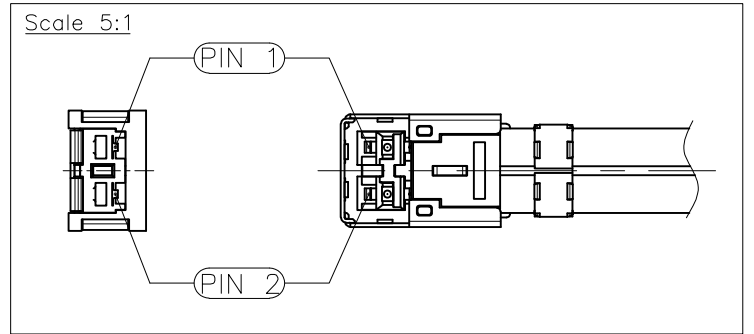
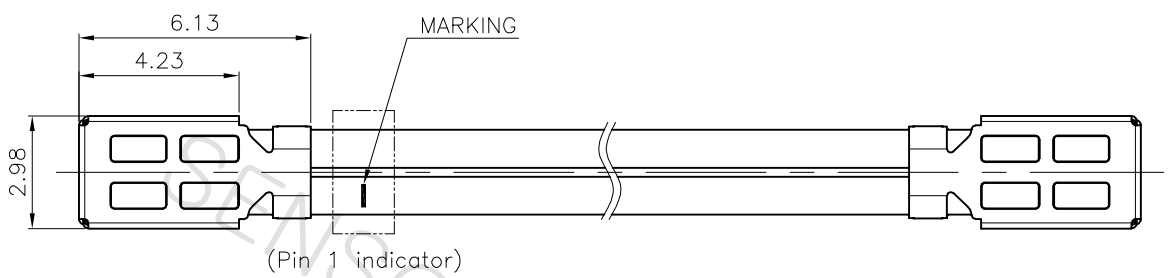
1

2

3

4

| NO. | | CHANGE CONTENTS | REVISION | CHANGE CAUSE |
|-----|--|-----------------|----------|--------------|
|-----|--|-----------------|----------|--------------|



There is no twist of cable and no twist in plug.
Each RF signals goes straight to the other end.

NOTES:

- THIS PRODUCT IS AN ASSEMBLY OF 2 LINES OF AWG30 CABLE AND PLUGS AT BOTH ENDS
- CONN. MATERIAL
 - HOUSING : Zn (Au-Plated)
 - SIGNAL PIN : BeCu (Au-Plated)
 - INSULATOR : LCP
 - SHELL : STS (Ni-Plated)
- CABLE MATERIAL
 - CONDUCTOR : SILVER PLATED COPPER
 - INSULATOR : LDPFA
 - OUTER CONDUCTOR : SILVER PLATED COPPER WIRE /COPPER TAPE
 - JACKET : FEP
- ELECTRICAL CHARACTERISTICS
 - FREQUENCY : DC ~ 15GHz
 - IMPEDANCE : Typ. 50Ω
 - RETURN LOSS : MAX. -15dB
 - INSERTION LOSS. : Typ. -1.80dB
 - CROSSTALK : Typ. -50 dB
- PIN ASSIGNMENT

| NO. | PART NO. | DESCRIPTION | | | | Q'TY | MATERIAL | REMARKS | REV. |
|-----------|---------------|-------------|--------|----------|----------|------------------|----------|---------|------|
| MATERIAL | *SEE NOTE.2 | DRAW | DESIGN | CHECK | APPRO. | TITLE | | | |
| FINISH | *SEE NOTE.2 | JK.Choi | | DH.Kang | SC.Cho | PLUG CABLE ASS'Y | | | |
| TOLERANCE | Decimal Angle | | | | | P/N | | | |
| | N/A | 22.10.31 | | 22.10.31 | 22.10.31 | MGC15203 | | | |
| SCALE | 5/1 UNITmm | MODEL | | MG215M | | | | | A4 |
| REVISION | DRAFT SHEET | 1/1 | | | | | | | |



1

2

3

4